



LAWN AND GARDEN BATTERY

SELF DISCHARGE

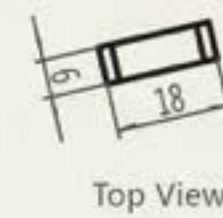
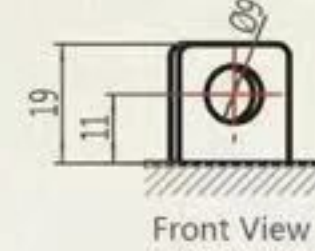
Approximately 3% per months (25°C (77 °F))

CHARGING METHODS

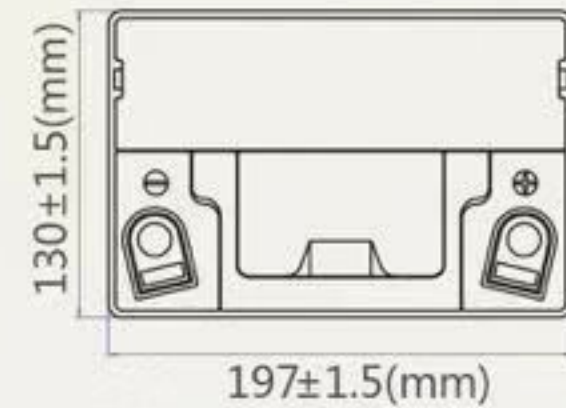
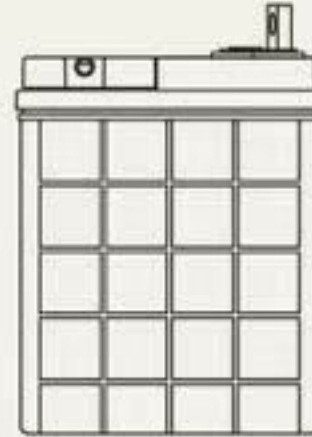
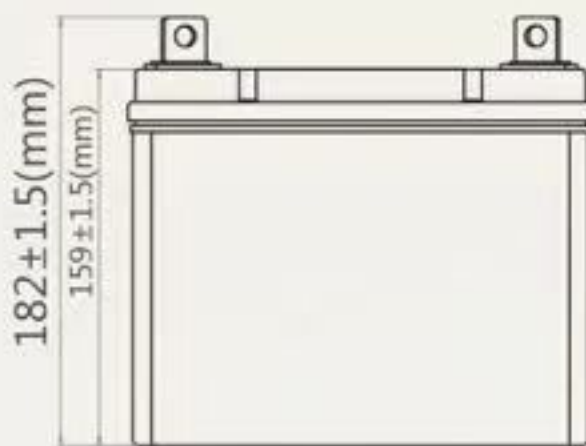
Full Charge	Constant-Voltage Charge	Initial charging current	less than 0.25C20A
		Voltage	16.00V at 25 °C
		Charging time	20~24h
	Constant-Current Charge	Charging current: 0.1C20A, when charging voltage up to 14.4V, continue to charge 4h	
Floating charge	NO limit on initial charging current Voltage: 13.50V~13.80V at 25 °C (77 °F)		

STANDARD TERMINAL

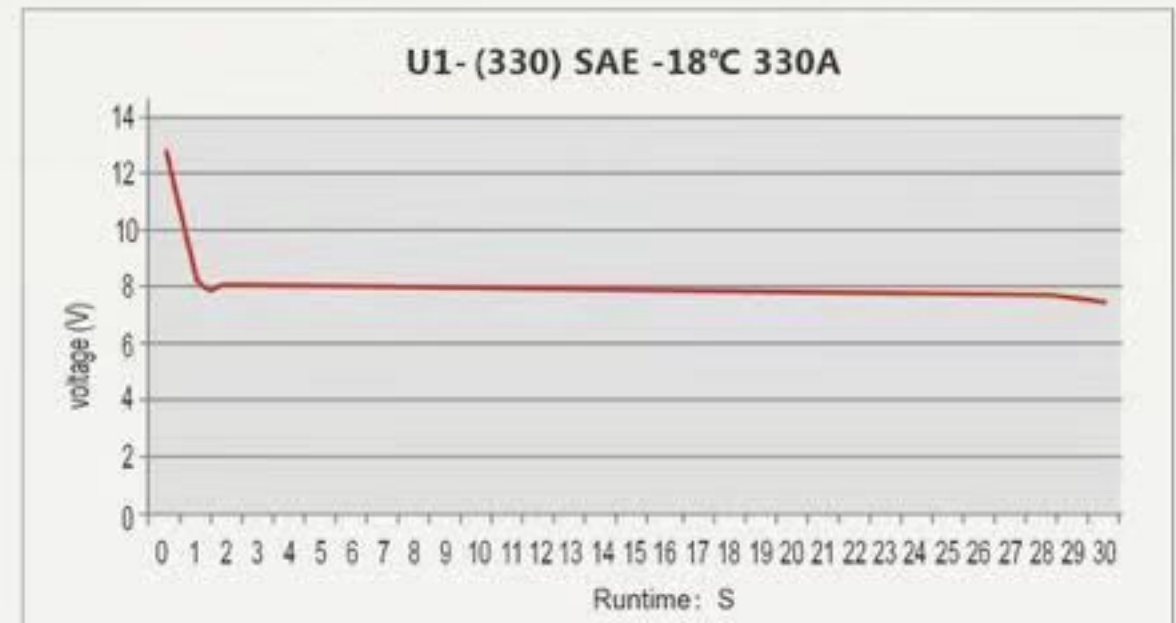
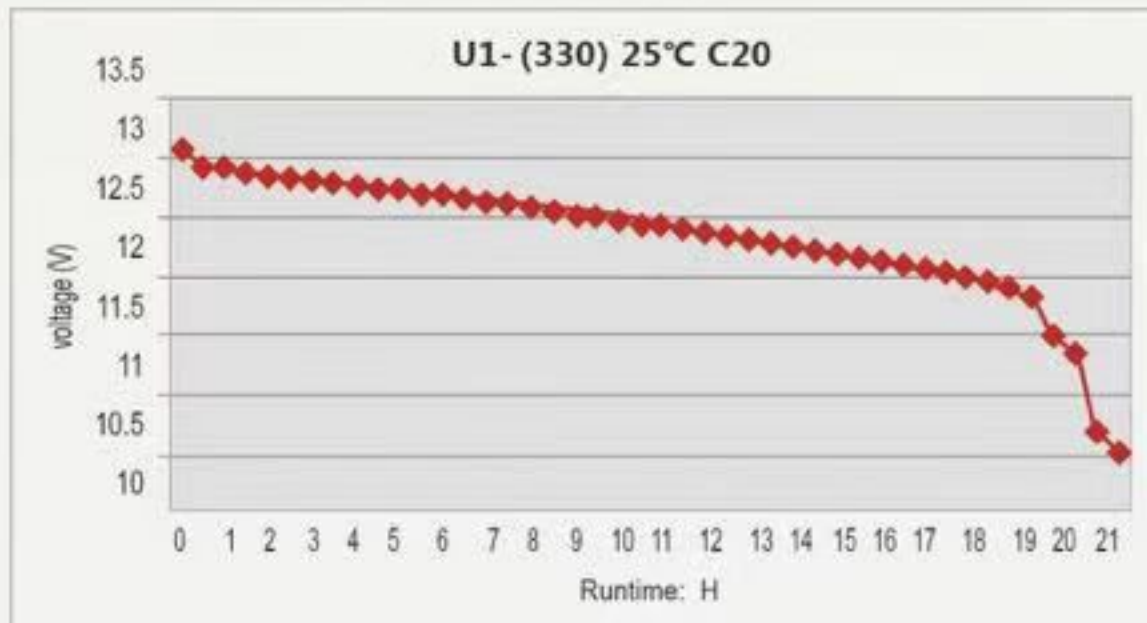
(mm)



DIMENSIONS



DISCHARGE CHARACTERISTICS



BATTERY SPECIFICATIONS

PART NO.	CCA/SAE(A)	CAPACITY		DIMENSIONS (mm)			Weight (kg)	Weight (Lbs)	Cell Lay-Out	Terminal
		20 Hr(Ah)	R C(min)	L	W	H				
U1-200	200	18	24	197	130	182	7.0	15.4	0/1	4
U1-280	280	24	33	197	130	182	7.7	17.0	0/1	4
U1-300	300	27	38	197	130	182	8.1	17.9	0/1	4
U1-330	330	30	43	197	130	182	8.4	18.5	0/1	4



WISDOM INDUSTRIAL POWER CO., LTD.

EMAIL: INFO@BULLSBATTERY.COM